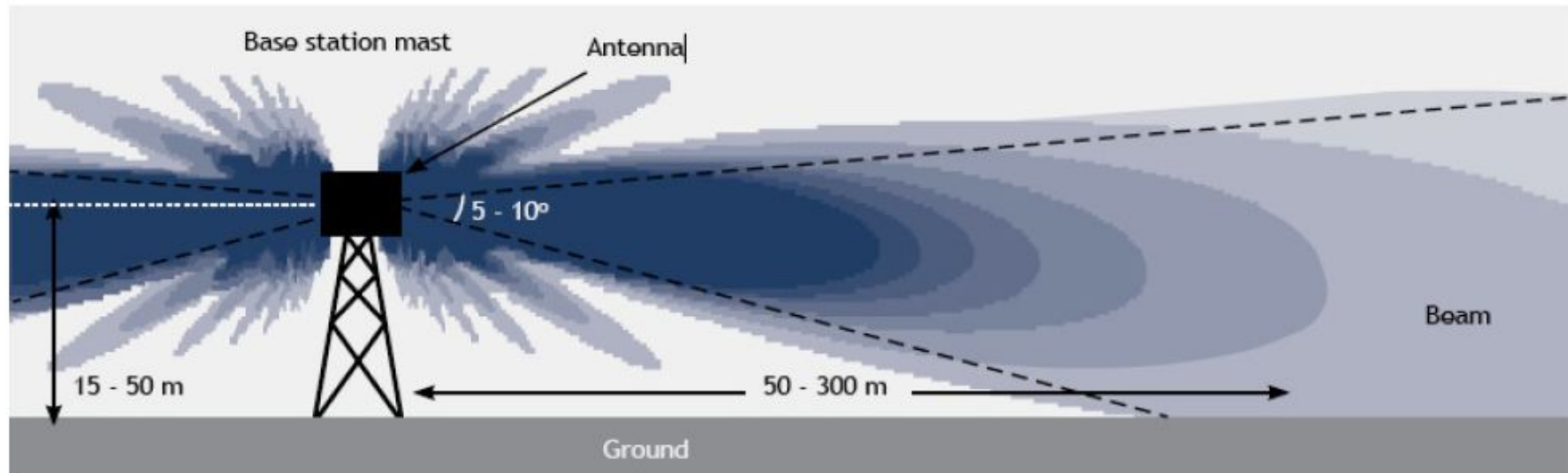


# Radiation Pattern of a Cell Tower Antenna



**Propagation of "main beam" from antenna mounted on a tower or roof top**

People living within 50 to 300 meter radius are in the high radiation zone (dark blue) and are more prone to ill-effects of electromagnetic radiation

# Specific Health Symptoms and Cell Phone Radiation Selbitz in Bavaria, Germany, 2010

Horst Eger and Manfred Jahn

- Significantly increased health risk within 400 metres of cell phone base stations
- Published & peer reviewed



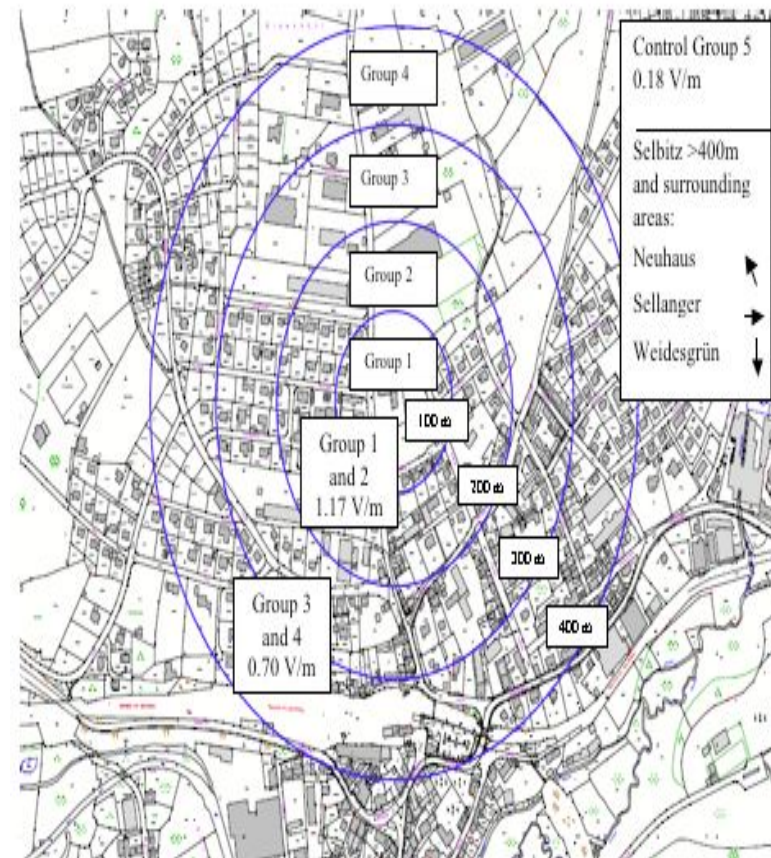
- [http://www.kawarthasafetechnology.org/uploads/1/0/0/8/10084439/bavariacell\\_tower\\_study.pdf](http://www.kawarthasafetechnology.org/uploads/1/0/0/8/10084439/bavariacell_tower_study.pdf)

# Bavarian Study, 2010

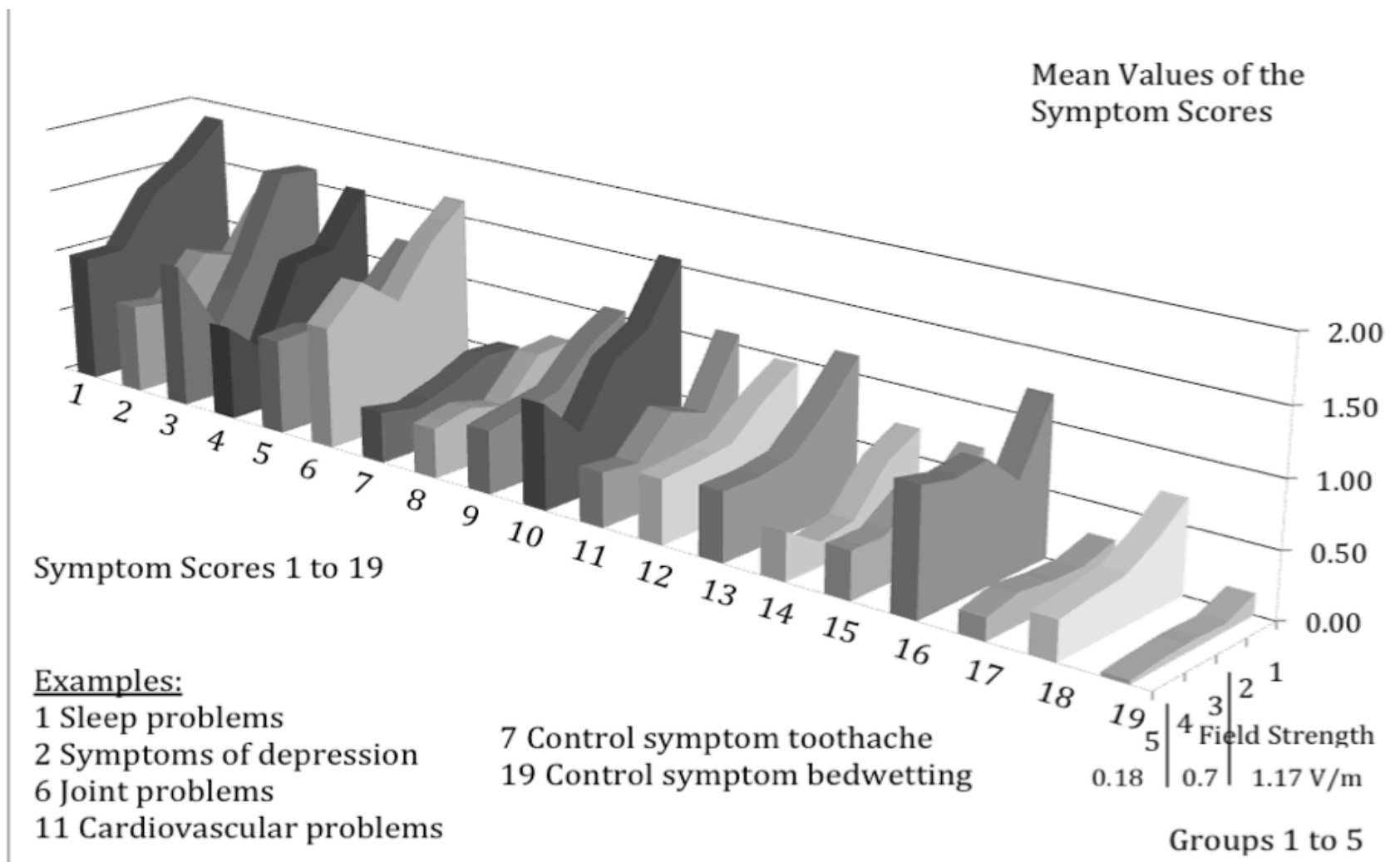
## Increasing incidence of disease

Within 1200 feet

- Sleep Problems
- Depression
- Cerebral symptoms
- Infections
- Skin problems
- Cardiovascular problems
- Joint problems
- Vision changes/problems
- Auditory problems Hormonal changes
- Gastrointestinal problems
- Nervousness, Anxiety



# Bavarian Study, 2010



# Bavarian Study, 2010

	A Comparison of Groups 1 to 4 (0-400 m/n=180) to control group 5 (> 400 m/n=71)	B Comparison of Groups 1 and 2 (0-200m/n=82) to groups 3 and 4 (200-400 m/n=98)
<b>Symptoms</b>	<b>Significance level p (t-test)</b>	<b>Significance level p (t-test)</b>
1 Sleep problems	0.001	0.001
2 Symptoms of depression	0.001	0.001
3 Headaches	n.s.	0.001
4 Cerebral affections	0.001	0.001
5 Concentration difficulties	n.s.	0.001
6 Joint problems	0.01	0.001
7 Toothaches	n.s.	n.s.
8 Infections	0.01	0.001
9 Skin problems	0.001	0.001
10 Dizziness	n.s.	0.01
11 Cardiovascular problems	0.001	0.001
12 Auditory system Disturbance of equilibrium	0.01	0.001
13 Visual problems	0.01	0.001
14 Nosebleed	n.s.	0.01
15 Hormonal imbalances	0.05	n.s.
16 Weight gain	n.s.	n.s.
17 Weight loss	n.s.	n.s.
18 Gastrointestinal problems	0.01	0.001
19 Bedwetting	n.s.	n.s. = not significant